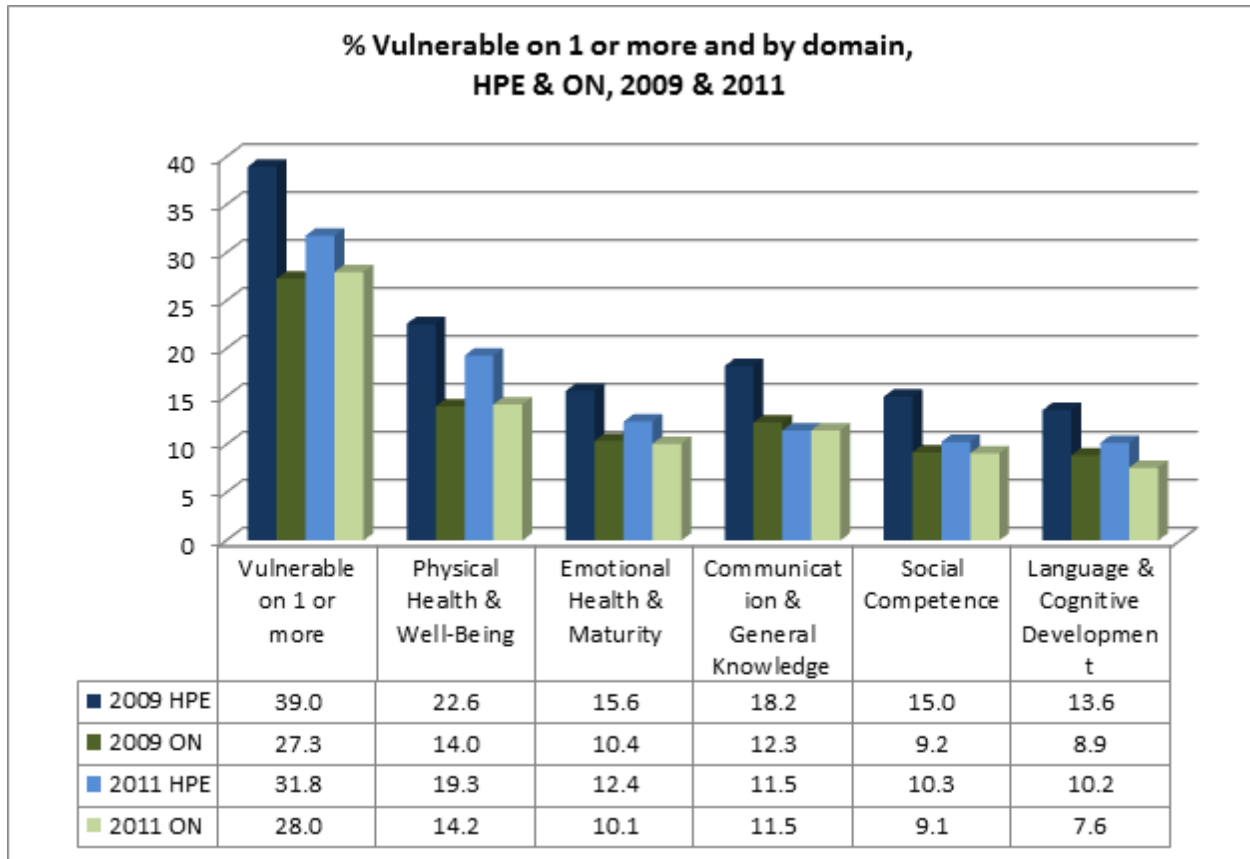






## WHAT THE EDI DATA TELLS US – CHART #1



## WHAT THE EDI DATA TELLS US – CHART #2

### Hastings and Prince Edward Counties EDI Domains and Sub-Domains 2011

EDI Domain	Subdomain	% Below developmental expectations
Emotional Maturity	Anxious & Fearful Behaviour	1.97
Social Competence	Readiness to Explore New Things	2.38
Physical Health and Well-Being	Physical Readiness	4.61
Social Competence	Responsibility & Respect	6.65
Language & Cognitive Development	Basic Literacy Skills	9.11
Social Competence	Approaches to Learning	9.77
Emotional Maturity	Aggressive Behaviour	9.86
Social Competence	Overall Social Competence	11.16
Physical Health and Well-Being	Physical Independence	11.24
Language & Cognitive Development	Interest in Literacy, Numeracy & Memory	11.62
Language & Cognitive Development	Basic Numeracy Skills	13.47
Emotional Maturity	Hyperactivity & Inattention	14.45
Language & Cognitive Development	Advanced Literacy Skills	16.41
Emotional Maturity	Pro-social and Helping Behaviour	28.81
Physical Health and Well-Being	Gross & Fine Motor Skills	31.15
Communication Skills/ General Knowledge	Communication Skills/ General Knowledge	31.36

	% Vulnerable		% Vulnerable
	0 – 5%		10.1% - 20%
	5.1 – 10%		> 20%